

Welcome to follow Gree Overseas Social Media Platform



Note:

Gree is committed to continuously improving its products to ensure the highest quality and reliability standards, and to meet local regulations and market requirements.

All features and specifications are subject to change without prior notice.

All images provided in this catalogue are used for illustration purposes only.
Copyright© Gree Electric Appliances, Inc. of Zhuhai. All rights reserved.

GC-2202-01



GREE ELECTRIC APPLIANCES, INC. OF ZHUHAI

Contact add: West Jinji Rd, Qianshan, Zhuhai, Guangdong, China 519070

Tel: (+86-756) 852 2218

Fax: (+86-756) 8614998

Email: gree@cn.gree.com

http://www.gree.com

HONG KONG GREE ELECTRIC APPLIANCES SALES LIMITED

Add: Unit 2612, 26/F, Mira Place Tower A 132 Nathan Road, Tsimsha Tsui, Kowloon, Hong Kong

Tel: (852) 3165 8898

Fax: (852) 3165 1029



2022EU RESIDENTIAL AIR CONDITIONER

ABOUT GREE

Gree Electric Appliances, Inc. of Zhuhai was founded in 1991 and was listed on the Shenzhen Stock Exchange in November 1996. At the beginning, Gree was only a company that assembled residential air conditioners. Now it has grown into a diversified global technological industrial group that has expanded its business to air conditioners, home appliances, high-end equipment and communication equipment under three brand names: GREE, KINGHOME and TOSOT. Gree is the number one brand of air conditioners in the world in 2019*.

Thanks to 400 million users' choices, Gree brands are sold widely to more than 160 countries and regions. Action makes the future and innovation makes achievement. Looking forward, Gree will press ahead with its business philosophy of passion, innovation and realization. We aim to build a centenary air conditioning enterprise and create a better life for humankind..



*Gree is the number one brand of air conditioners in the world in 2019
Footnote: " Source Euromonitor International Limited; Consumer appliances 2020ed; retail volume sales in units, 2019 data. "

CONTENTS

P01 NEW
TECHNOLOGY

P11 KEY
FUNCTIONS

P37 WALL-MOUNTED
TYPE

P39 Clivia

P41 Amber

P43 Soyal

P45 G-Tech

P47 Pular

P49 Fairy

P50 Bora

P51 Aphro

P53 Console

P55 FLOOR-STANDING
TYPE

P57 T-Fresh

P59 WINDOW
TYPE

P61 Coolani

P63 PORTABLE
TYPE

P65 Aovia

P67 Aolis

P68 Purity

P69 DEHUMIDIFIER

P71 Verty

P73 Aovia

P74 Aolis

P75 Aomi

P76 Chalet

P77 Grantto

P78 Petal

P79 VEHICLE
AIR CONDITIONER

P81 Shark

P83 Gocool

P87 LIGHT
COMMERCIAL

P91 Free Match

P93 U-match



NEW TECHNOLOGY

- Colasma Air Purification Technology
- G-Max Outdoor Units
- G-AI Technology
- 2 in 1 Dehumidifier: Dehumidification and Purification



Colasma Air Purification Technology

The cold plasma device generates positive and negative ions to kill the bacteria and then decompose them into water, making fresh air for you.



Sterilize and purify the air

As one of the effective ways to deal with indoor air pollution, Colasma can effectively remove bacteria and kill viruses, such as coronavirus, influenza virus, rotavirus, bacillus, coccus and molds.

According to the tests carried out by an authoritative testing institution, ion release exceeds 300X10⁴n/cm³ and the removal rate of air floating microorganisms is more than 93% in one hour.

Sterilization Rate

Up to 93%

coronavirus influenza virus rotavirus

 bacillus coccus molds

Note: Data sourced from Test Report 2020001571b; test conducted in a 30m² laboratory, where the amount of air-borne bacteria before purification is 4.88 × 10² CFU/m².

Remove odor and inhibit static electricity

Because the number of negative ions is greater than that of positive ions, the excess negative ions floating in the air may additionally remove unpleasant odors inevitable in daily life, such as smell of cigarette and smell of toilet. Besides, it can reduce static electricity so that pollen and dust is not easy to attach to curtains and clothing.

smell of cigarette smell of toilet reduce static electricity

Function setting instructions



Remote controller with “” button

- Turn on cold plasma function: Press “” button
- Turn off cold plasma function: Press “” button again or turn off the unit

G-Max Outdoor Units

MAX Convenience -- High Loading Capacity and Easy Installation

High loading capacity

359 sets/HQ loading capacity for G-MAX (0.75P) in sea transportation, which is market-leading and effectively reduces the costs of transportation and storage.



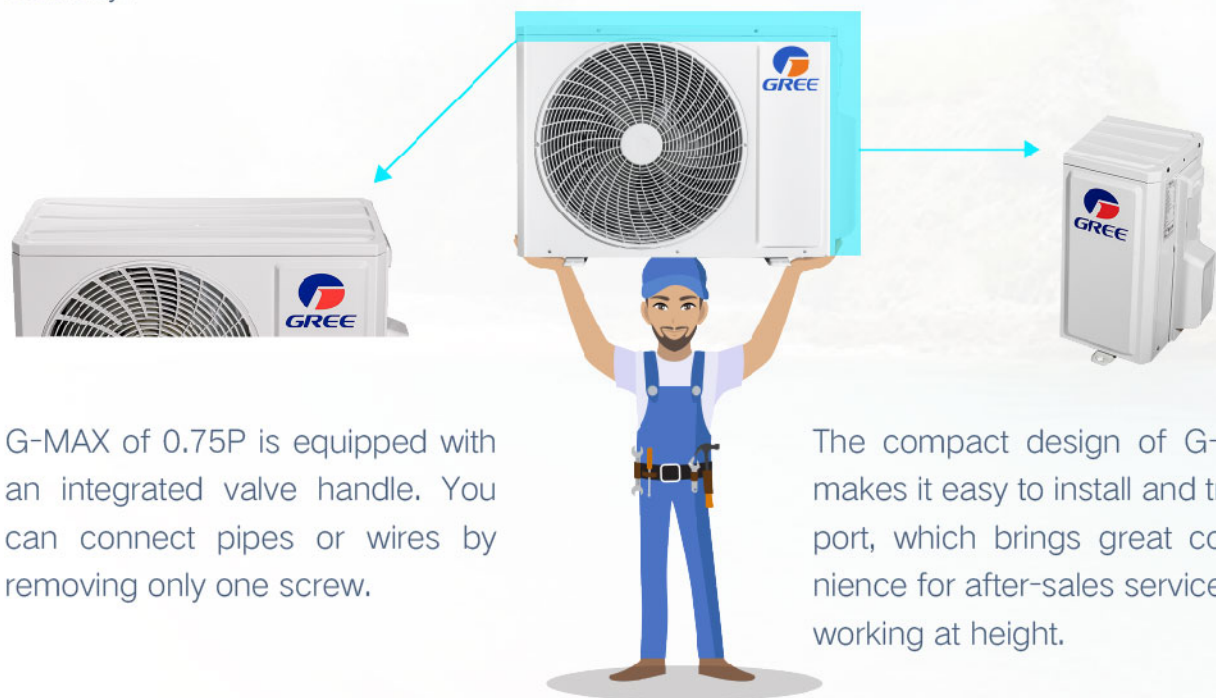
Compact size

The size of the outdoor unit is reduced by 31.79% at most, which makes it easy to install even at a narrow balcony.



Easy installation and maintenance

G-MAX (except 1P) allows you to replace the main board by only removing the top cover, which is suitable for working at high places or in small installation space such as a narrow balcony.




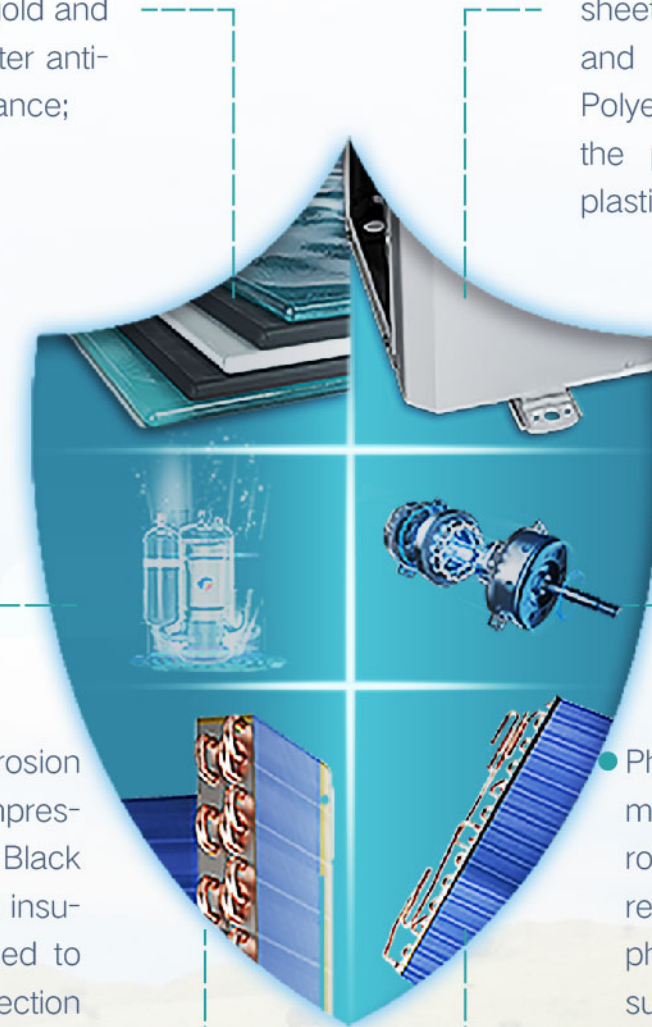
G-MAX of 0.75P is equipped with an integrated valve handle. You can connect pipes or wires by removing only one screw.

The compact design of G-MAX makes it easy to install and transport, which brings great convenience for after-sales service and working at height.

MAX Guard -- 6 Anti-corrosion Measures

6 anti-corrosion measures, for all-round protection, longer service life and less maintenance

- Anti-corrosion protection of fins (optional): gold and black fins with better anti-corrosion performance;
- Anti-corrosion protection of sheet metal parts, chassis and footings (standard): Polyester powder is used as the protection of spraying plastics;
- Protection and corrosion prevention of compressor (standard): Black needled felt sound insulation cotton is used to improve the protection of compressor;
- Phosphating treatment of motor (standard): The rotating shaft of motor receives the treatment of phosphating on the surface, which effectively prevents salt spray corrosion;
- Anti-corrosion protection of the side plates of condenser and evaporator (standard): hot galvanized plate with better anti-corrosion performance;
- Anti-corrosion protection of pipes (optional): epoxy zinc phosphate coating, served as a protective film on the surface of the pipes;




G-AI Technology

Gree self-developed AI smart air conditioner initially integrates AI technology with air conditioning technologies.



Learning to be high-efficiency

AI algorithm is adopted. The AI algorithm combines reinforced learning and expert system theory, learns the complex and changeable user environment through online interaction, uses the algorithm to dynamically adjust the operation mode of air conditioner, and selects the optimal energy-saving control strategy.



10%
Power Saving per Year

Learning to be comfortable

The AI algorithm can learn and practice online in combination with the current ambient temperature, humidity, room size and other factors, actively adjust the control strategy, slightly adjust the operation mode of the air conditioner, and keep the environment in a dynamically comfortable state.

The longer the AI algorithm is used, the more it can adapt to the environment, and the better it can understand the needs of users, so that comfort spreads to every corner of the room.



2 in 1 Dehumidifier: Dehumidification and Purification

High Energy Efficiency, Intelligent Dehumidification



Strong technology, powerful dehumidification

High quality rotary compressor has higher efficiency and lower noise when compared with traditional piston compressors. Besides, it is more reliable and durable. It can provide users with quiet and efficient dehumidification.

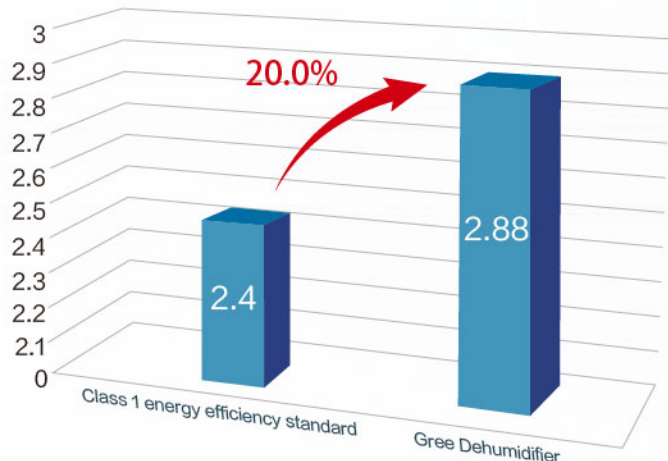
- The dehumidification capacity reaches 12L / D
- Applicable area: 36 ~ 42 m²
- Stable operation at 1 °C ~ 40 °C



The motor is equipped with DC control module for more accurate adjustment and faster response. It is also equipped with brushless permanent magnet rotor, with little heat loss and no need for heat dissipation. It is energy saving and quiet.

Energy saving, far above class 1 energy efficiency

By adopting a high-efficiency condensing system, the energy efficiency ratio of Verty is up to 2.88, which is 20.0% higher than class 1 energy efficiency standard of Taiwan. With only 1kWh, the unit can extract as much as 5 bottles of water (at 27°C, RH60%).



* The capacity of the water bottle used in the test is 550ml-600ml.

* The level of energy efficiency will be different with the change of environment.

Triple Purification, Enjoy Fresh Air of the Forest


Three filter screens

Air filter screen

First protection: The washable and durable filter screen can remove coarse particles.

Activated carbon filter screen

Final protection: It can effectively absorb various harmful gas and peculiar smell.



HEPA filter screen

Second protection: It can effectively filter more than 95% of the fine particles in the air.

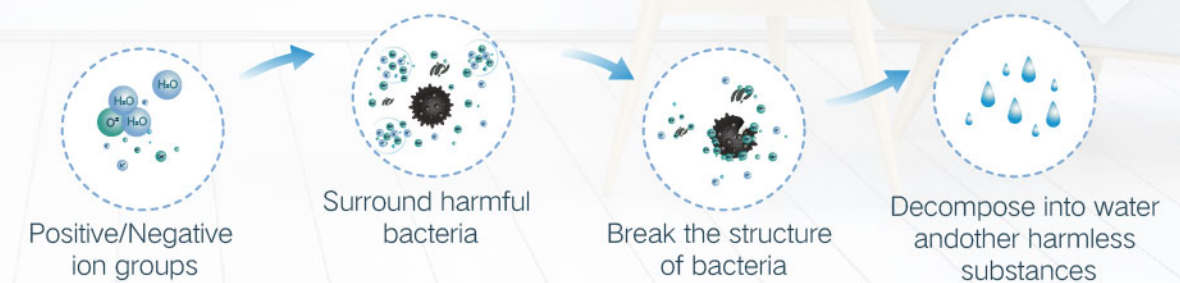


UV bacteria prevention

LED ultraviolet lamp can emit strong ultraviolet light, which can effectively inhibit the growth of bacteria and viruses. At the same time, it has the advantages of small size, long life and no ozone generation.

Ion Purification

Through high-voltage electrode discharge, Verty can ionize the air and generate a large number of positive and negative ion groups H⁺ and O₂⁻, forming an army of plasma with a concentration of up to 3 × 10⁶ n/cm³. The plasma sterilizes the air and finally generates harmless substances such as water and restores the air to be just as fresh as that in the forest.



KEY FUNCTIONS

- Healthy and Clean Functions
- Efficient and Intelligent Functions
- Comfortable and User-friendly Functions
- Safe and Reliable Functions



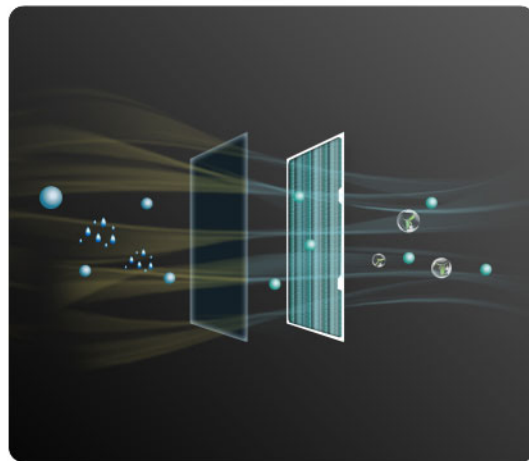
Healthy and Clean Functions

Multiple Air Purification Technologies for Fresh Breath and Healthy Life

Multifunctional Filters

Nano Photocatalyst Filter

Nano photocatalyst filter is with nano dioxide and special active catalyst substances on the surface; so it can remove up to 95% of ammonia.




When the photocatalyst TiO₂ in the product contacts water or oxygen, it will react and finally produce hydroxyl radical (-OH) with high chemical activity. -OH has strong oxidation ability and can react with harmful gases in the air to remove harmful gas pollutants.

HEPA Filter

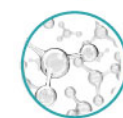
The filter fiber reduces the filtration resistance, increases the dust capacity, and can effectively filter and remove dust particles and bacteria above 0.3 microns in the air. Therefore, the filter can purify the air and keep the air fresh. Also, the filter can purify liquid and do the oil treatment.



Note: Data sourced from Test Report 20-30-1356-12004; test condition: 40~60% (RH), 23~27°C(T)



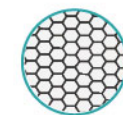
Other Filters



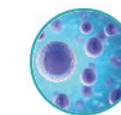
Silver ion filter
The antivirus rate of Staphylococcus aureus and Escherichia coli is over 95%



Catechin filter
The antivirus rate of Staphylococcus aureus and Escherichia coli is over 95%



Formaldehyde removal filter
Remove formaldehyde and hydrogen sulfide



Acaro bacterium filter
Effectively remove mites.



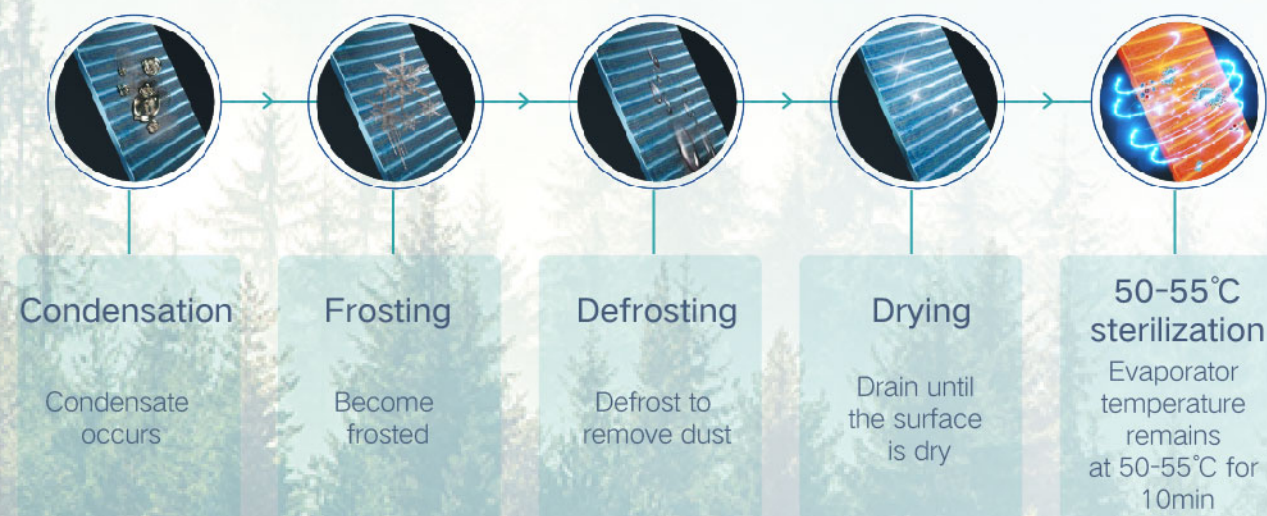

Chitin filter
Effectively prevent corrosion



C Vitamin C filter
Create a healthy and comfortable space

Self Clean

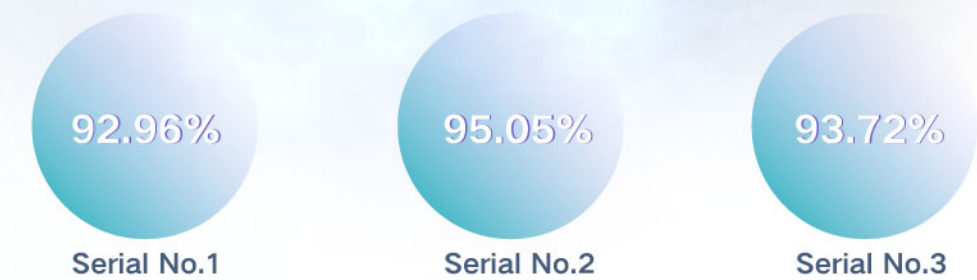

It is annoying that the evaporator is very easy to accumulate dust and bacteria. While Gree evaporator auto clean technology adopts five steps of “ condensation, frosting, defrosting, drying and 50-55°C sterilization ” to keep the evaporator clean for fresh air supply.



Note: Cooling-only units have four steps----condensation, frosting, defrosting and drying; cooling and heating units have five steps----condensation, frosting, defrosting, drying and 50-55°C sterilization.

UVC Sterilization

Use UVC to continuously irradiate the evaporator and the air passing through it to effectively remove multiple bacteria for comprehensive and efficient sterilization.



Average death rate reached **93.91%**



Low power sealed UV lamp, safe and efficient

No ozone: The ultraviolet band of Gree UVC sterilization lamp is 270~280 nanometers, no photochemical smoke, ozone and other poisonous gas.

Sealed leakage prevention design: UVC lamp is placed at the position exposed to the evaporator directly to prevent the injury caused by the ultraviolet ray as well the aging of injection molded parts.

Low power LED ultraviolet light source: UVC-LED ultraviolet light source is non-toxic, convenient for operation and high-efficiency, which can effectively reduce the risk of hazards to human body for long-term exposure.

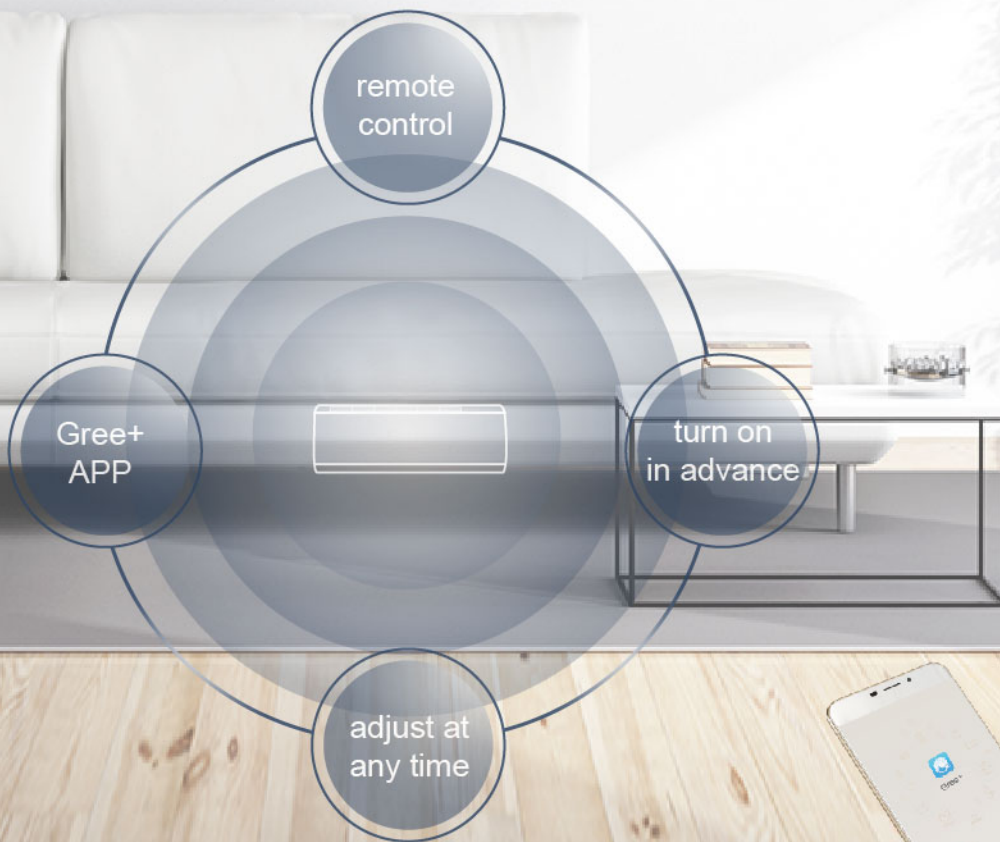
*Note: This data is from test report 2022FM00272R01.

Efficient and Intelligent Functions

Multiple Smart Controls for Your Smart Life

Built-in WiFi

Achieve long-distance control of unit on and off, temperature and fan speed, etc. by APP in the mobile phone.



Access Control - Air Conditioner Starts When the Door Opens

How to enjoy the comfortable temperature immediately when you are back indoors? It can be realized with only one door card.

Gree air conditioner is equipped with access control function. By swiping your door card, the access control function will control the switch of the unit; when the door card is removed, the air conditioner still keeps working.

No need remote controller to turn on the air conditioner, comfortable and convenient.



Note: This function is available for some models

Wired Control

Smart Centralized Control, Easy to Control Multiple Units at the Same Time

By adopting Gree smart centralized controller, centralized control of on/off, mode, temperature and timer for 36 units at the most can be realized.

For large hotels, shopping malls, parking lots and other similar areas, centralized control of up to 255 devices can be realized by using BMS-Building Management System.



Comfortable and User-friendly Functions

Several User-friendly Functions for Comfortable Life

Fast Cooling

Under fast cooling mode, room temperature can be reduced quickly and you can feel cool and comfortable in only a few minutes. However, 20min later, the temperature and fan speed will resume previous setting state, energy-saving and comfortable.



Tips for Fast Cooling Function

- Press "FAST COOL" button to turn on fast cooling mode.
- Press it once, the default temperature is 25°C(77°F), and the remote controller flashes for 5s. Press it twice, the default temperature is 16°C(61°F), and the remote controller flashes for 5s.
- In the flashing period, press '▲' or '▼' button to adjust the temperature. Press "FAN" button to adjust the fan speed. When flashing is over, the unit operates at the set temperature and fan speed.
- 20 minutes later, it will resume to the set temperature and the fan speed before fast cool mode setting.

*Common household wired controllers XK76 and XE71 are compatible with centralized controllers CE52 as well as BACnet building control.

3D Airflow

The air guide louver can not only automatically swing up and down, but also left and right. It enables 3D airflow for wider air supply to enhance the comfort.



I-Feel Mode

Do you always feel hot or cold when the unit has operated for a period of time? Is it very troublesome to adjust the temperature frequently? Now I-Feel function can solve this problem for well. One button for you to enjoy the comfortable life.

Once I-Feel function is turned on, tensor temperature sense technology adopted by the remote controller can intelligently detect the temperature around you. It automatically sends the information to the unit every 10min and then the unit will automatically adjust the temperature.



7 Fan Speeds

Fan speed can be adjusted by a remote controller. These 7 fan speeds (quiet/ low/ low-medium/ medium/ medium-high/ high/ turbo) can satisfy various requirements. Turbo fan speed can quickly adjust room temperature, enabling you to feel the coolness immediately, while quiet fan speed enables you to enjoy the comfort quietly.



Adjustable Temperature under Auto Mode

Once auto mode is set, the unit can automatically adjust the temperature basing on the detected temperature. No need to switch cooling or heating mode when there is big temperature difference.




Safe and Reliable Functions

Various reliable design ensure products quality and reliability

Black and Golden Fin

The unit adopts high-end golden fin or black fin with five-layer sealing coating for high-efficiency and long-lasting protection; it's with features of super hydrophilicity, weather resistance, acid rain resistance, UV protection, corrosion resistance, wind erosion resistance, high temperature resistance and so on.



Self Diagnosis

Once abnormal operation or part failure happens, the unit will shut off automatically to protect the system. Meanwhile it will display protection or error code for fast service.



Nomal display



Open/Short circuit of ambient temperature sensor: Dual-8 display shows **F1**



Open/Short circuit of outer tube temperature sensor: Dual-8 display shows **F4**



Open/Short circuit of inner tube temperature sensor: Dual-8 display shows **F2**




















Overload protection: it will display **H3** (See overload protection function for more details)

If multiple errors happen at the same time, the corresponding error/protection codes will be displayed in turn (If the AD value of a temperature sensor ≥ 250 or ≤ 5 for continuously 30 seconds, the unit will enter temperature sensor protection.)

In case of a temperature sensor error, the compressor will stop working and the fan will shut down once the compressor reaches the maximum temperature point. When the unit is off, it cannot display the error code but can receive remote control signals and button signals; if the unit with temperature sensor error is turned on, the error code will appear, but the compressor cannot work and the fan will shut down once the compressor reaches the maximum temperature point.










ICON INTERPRETATION

Comfortable and User-friendly





 <p>3D Airflow</p> <p>The air guide louver can not only automatically swing up and down, but also left and right. It enables 3D airflow for wider air supply to enhance the comfort.</p>	 <p>8°C Indoor Heating Mode</p> <p>Under heating mode, the unit operates at 8 °C to ensure constant room temperature for maintaining comfort and saving energy.</p>	 <p>LED Display</p> <p>LED display can display clearly in front of a light source.</p>	 <p>Long Air Supply Distance</p> <p>Air supply distance is up to 12m, delivering comfort to every corner</p>
 <p>Quiet Design</p> <p>Indoor unit operates at ultra low fan speed under this mode for the lowest noise, offering you a quiet environment for study and working.</p>	 <p>Normal Sleep Mode</p> <p>The unit will postpone the time to automatically adjust the set temperature to satisfy the sleeping demand of user.</p>	 <p>7 Fan Speeds</p> <p>Fan speed can be adjusted by a remote-controller. Turbo fan speed can instantly change the room temperature, enabling you to feel the coolness immediately, while quiet fan speed enables you to enjoy the comfortable temperature quietly.</p>	 <p>Multi Fan Speeds</p> <p>The unit has 4 or 3 fan speeds-quiet, low, medium, high, which can satisfy various requirements.</p>
 <p>Three Sleep Modes</p> <p>Weekend sleep mode, work day sleep mode and DIY sleep mode are available, creating smart weekly sleep mode as well as personalized sleep curve for you.</p>	 <p>Adjustable Temperature under Auto Mode</p> <p>Once auto mode is set, the unit can automatically adjust the temperature basing on the detected temperature. No need to switch cooling or heating mode when there is big temperature difference.</p>		
 <p>I-Feel</p> <p>Do you always feel hot or cold when the unit has operated for a period of time? Is it very troublesome to adjust the temperature frequently? Now I-Feel function can solve this problem for well. One button for you to enjoy the comfortable life.</p>	 <p>Timer</p> <p>Timer: You can set the start and stop time by the remote controller, such as stop after 1.5h or start after 1.5h. (The setting can only take effect once)</p>	 <p>Wifi Control</p> <p>Achieve long-distance control of unit on and off, temperature and fan speed, etc. by APP in the mobile phone and wifi.</p>	 <p>Intelligent Auto-Restart</p> <p>The Intelligent Auto-Restart function can start up each air conditioner with the starting time of second difference, so as to avoid the impact on the power grid</p>
 <p>Clock</p> <p>Clock: You can set a certain time to start and stop by the remote controller, such as turn on the unit at 13:38 or turn it off at 16:38. (The setting can take effect before the next setting)</p>	 <p>Dry Mode</p> <p>The air conditioner has dehumidification function and it can dehumidify during operation, which is convenient and fast</p>	 <p>Access Control</p> <p>Gree air conditioner is equipped with access control function. Swiping the door card can turn on the air conditioner; when the door card is removed, the unit can still keep operation.</p>	 <p>Wired Control</p> <p>Gree smart centralized controller can control on/off, mode, temperature and timer of 36 unit at the most in a centralized way.</p>
 <p>Turbo</p> <p>In cooling or heating mode, press "Turbo" button on the remote controller for big air flow, which enables the indoor temperature to reach the set one in a short time without long waiting.</p>	 <p>Power-off memory</p> <p>If the power supply is suddenly disconnected during the operation of air conditioner, the unit will save the operating state. After power recovery, it will automatically start and maintain the operating state before the power failure.</p>	 <p>Smart Voice Control</p> <p>Smart voice control is available; Google Assistant or Amazon Alexa are compatible.</p>	 <p>Child Lock</p> <p>When the Child Lock function is activated, misoperation from children will be stopped from happening. Potential risks are hereby avoided.</p>
 <p>Fast Cooling</p> <p>Under Fast Cooling mode, the temperature in the room will be decreased quickly; 20min later, the temperature and fan speed will resume their settings in the previous cooling state.</p>	 <p>Two-stage Compressor</p> <p>Under low temperature, the capacity of two-stage compress can be improved by 20%</p>	 <p>Intelligent Defrosting</p> <p>It can intelligently detect the frost status and conduct fast defrosting to improve the heat-dissipation efficiency.</p>	 <p>Off-line voice control</p> <p>It can turn on or turn off the unit, and adjust the temperature, operation mode and swing mode by voice control.</p>

Energy-saving and High-efficiency

Healthy and Clean

 <p>Multi-functional Filters</p> <p>Photocatalyst filter, HEPA filter, catechin filter, activated carbon filter, silver ion filter, etc.</p>	 <p>Colasma Air Purification Technology</p> <p>The cold plasma device generates positive and negative ions to kill the bacteria and then decompose them into water.</p>	 <p>3-layer Coating Protection for the Main Board</p> <p>It can bear 1000h neutral salt spray test, much safer and more reliable.</p>	 <p>Anti-corrosion Protection of Tubes</p> <p>Epoxy zinc phosphate coating served as a protective film on the surface of the tubes.</p>
 <p>X-Fan</p> <p>The cross fan continuous to blow to dry the inner side of indoor unit when the unit is turned off for keeping it clean and healthy.</p>	 <p>Evaporator Auto Clean</p> <p>Condensate water mixes with dust, and then the dust is removed by decreasing the temperature to frost and heating up temperature to defrost; finally, the temperature increases to make the evaporator dry and clean.</p>	 <p>Low Voltage Startup</p> <p>The AC or dehumidifier can be normally started up even the voltage is 10% lower than the normal voltage, safe and stable.</p>	 <p>Self-Diagnosis</p> <p>Once abnormal operation or part failure happens, the unit will shut off automatically to protect the system. Meanwhile, it will display protection or error codes for maintenance.</p>
 <p>Real-time Monitoring of Air Quality</p> <p>With a built-in dust sensor and 4-color light display, the unit can show the air quality of your room.</p>	 <p>Filter Cleaning reminder</p> <p>When the filters need to be cleaned, the dehumidifier or window air conditioner will automatically remind the user.</p>	 <p>Refrigerant Storage Protection</p> <p>When the refrigerant is insufficient or the valve is blocked, indoor unit will display error code "F0" and stop operation to protect the unit.</p>	 <p>Anti-Corrosion Protection of Outdoor Unit</p> <p>Chassis, panel, side plate and top cover are sprayed with electrostatic powder to against the neutral salt spray.</p>
 <p>UV</p> <p>LED ultraviolet lamp can emit strong ultraviolet light to inhibit the growth of bacteria and viruses. It has the advantages of small size, long life and no ozone generation.</p>		 <p>3DC Inverter</p> <p>3DC inverter includes DC inverter compressor, high chamber and high-efficient DC motor, with superior performance.</p>	 <p>Soft Start</p> <p>The rotation speed of inverter compressor increases step by step at the time of startup to prevent the power grid from excessive fluctuation for increasing the startup safety.</p>

Safe and Reliable

 <p>Anti-corrosion Fin</p> <p>It adopts special anti-corrosion materials; corrosion resistance and acid resistance of air conditioner will be reinforced under humid environment.</p>	 <p>Wide Voltage Range</p> <p>Unit can operate stably under a wide voltage range, which is suitable for the regions with unstable power supply.</p>
 <p>Lock</p> <p>When Child Lock function is activated, misoperation from children will be avoided. Potential risks are hereby avoided.</p>	 <p>Fire-proof Electric Box</p> <p>Electric box adopts new BMV fireproof material, safe and reliable.</p>

Portable Type

 <p>Continuous Drainage</p> <p>Compared with the traditional drainage by chassis, the high drop continuous drainage is more convenient for the installation of drainage pipes and the discharge of condensate water.</p>	 <p>Intelligent Preheating</p> <p>First heating and then blowing for cold air prevention, more comfortable</p>
 <p>Universal Castors</p> <p>Universal castors for easy movement</p>	 <p>Concealed Handles</p> <p>Concealed handles for easy movement</p>

Dehumidifier



Continuous Dehumidification

Dehumidifier can always be in continuous dehumidification state, without fear of environmental humidity changes



Silent Mode

Touch sound can be turned off by pressing the button to ensure comfortable sleep.



Turbo Boost Clothes drying System

After the dehumidifier conducts fast drying and completes the drying, the indoor humidity will be kept in a certain degree to prevent clothes from mildewing.



Intelligent Defrosting

If the evaporator is frosted, the dehumidifier can defrost automatically and continue to run.



24h Preset

The dehumidifier can preset dehumidification 24h in advance.



Vertical Auto Swing

The unit can automatically swing up and down to enhance the comfort



Air Flow

The dehumidifier has the function of air flow, you can enjoy the dry and cool life at the same time



Low Temperature Dehumidification

Low temperature dehumidification and stable operating under 2℃



External Drain Connector

External drain connector, not to worry about leakage after pulling out the hose.



Humidity Display

Display the humidity on time to get the environment more quickly.



Touch Control

Button-touch button instantly starts the sensory world, which brings excellent experience to consumers



Removable Water Tank

You can drain easily by removable water tank



Water Full Indicator

When the water tank is full, the dehumidifier will give an alarm and remind users to drain water



Auto Fan

The dehumidifier has the function of auto fan, enables you to enjoy the dry and cool life at the same time

Window Type



Horizontal Auto Swing

The unit has the function of horizontal auto swing



Ventilation

Indoor and outdoor air exchange for fresh indoor air

FUNCTIONS GUIDE

WALL-MOUNTED TYPE														
Clivia		✓	✓	✓	✓	✓	✓	✓	✓	✓	Optional	✓	✗	✗
Amber		✓	✓	✓	✓	✓	✓	✓	✓	✓	Optional	✓	✗	✗
Soyal		✓	✓	✓	✓	✓	✗	✓	✓	✓	✗	✗	✓	✗
G-Tech		✓	✓	✓	✓	✓	✓	✓	✓	✓	✗	✓	✓	✗
Pular		✓	✓	✓	✓	✓	✓	✓	✓	✓	Optional	✓	✗	✗
Fairy		✓	✓	✓	✗	✓	✓	✓	✓	✓	Optional	✓	✗	✗
Bora		✗	✓	✓	✗	✗	✓	✓	✓	✓	Optional	✓	✗	✓
Aphro		✗	✓	✓	✗	✗	✓	✓	✓	✓	Optional	✓	✗	✓
Console		✗	✓	✓	✓	✓	✓	✓	✓	✓	✗	✓	✗	✗

FLOOR-STANDING TYPE													
T-Fresh		✓	✓	✓	✗	✗	✓	✓	✗	✓	✓	✓	✓

WINDOW TYPE													
Coolant		✓	✓	✗	✓	✗	✗	✓	✓	✓	✗	✓	✓

✓	✓	✓	✓	✓	✓	✓	✓	✓	✓	✓	✓	✓	✓	✓	✓	✓
✓	✓	✓	✓	✓	Optional	✓	✓	✓	✓	Optional	✓	✓	✓	✓	✓	✓
✓	✓	✓	✓	Optional	✓	✓	✓	✓	Optional	✓	✓	✓	✓	✓	Optional	✓
✓	✓	✓	✓	Optional	✓	✓	✓	✓	Optional	✓	✓	✓	✓	✓	Optional	✓
✓	✓	✓	✓	Optional	✓	✓	✓	✓	Optional	✓	✓	✓	✓	✓	Optional	✓
✓	✓	✓	✓	Optional	✓	✓	✓	✓	Optional	✓	✓	✓	✓	✓	Optional	✗
✗	✓	✓	✓	Optional	✗	✓	✓	✓	Optional	✓	✓	✓	✓	✓	Optional	✗
✗	✓	✓	✓	Optional	✗	✓	✓	✓	Optional	✓	✓	✓	✓	✓	Optional	✗
✓	✓	✓	✗	Optional	✓	✓	✗	Optional	✓	✗	✓	✓	✓	✓	Optional	✗
✓	✓	✓	✗	Optional	✓	✓	✗	Optional	✓	✗	✓	✓	✓	✓	Optional	✗
✗	✓	✗	✓	Optional	✗	✓	✓	✓	✓	✓	✗	✓	✓	✓	Optional	✓
✓	✓	✓	✗	Optional	✓	✓	✗	Optional	✓	✗	✓	✓	✓	✓	Optional	Optional

PORTABLE TYPE														
Aovia		✓	✓	✓	✗	✓	✓	✗	✓	✓	✓	✗	Optional	✓
Aolis		✓	✓	✓	✗	✓	✓	✗	✓	✓	✓	✗	Optional	✓
Purity		✓	✓	✗	✗	✓	✓	✗	✓	✓	✓	✗	Optional	✓

Optional















DEHUMIDIFIER														
Verty		✓	✓	✓	✓	✓	✗	✓	✓	✓	✓	✓	✓	✓
Aovia		✓	✓	✓	✗	✗	✗	✓	✓	✓	✓	✓	✗	✓
Aolis		✓	✓	✗	✗	✗	✗	✓	✓	✓	✓	✓	✗	✓
Aomi		✓	✓	✗	✗	✗	✗	✓	✓	✓	✓	✓	✗	✓
Chalet		✓	✓	✗	✗	✗	✗	✓	✓	✓	✓	✓	✓	✓
Granto		✓	✓	✗	✗	✗	✗	✓	✓	✓	✓	✓	✓	✓
Petal		✓	✓	✗	✗	✗	✗	✓	✓	✗	✓	✓	✓	✓












✓	✓	✓	✓	✓	✓	✗	✓
✓	✓	✓	✗	✓	Optional	Optional	Optional
✓	✓	✓	✗	✓	Optional	Optional	Optional
✓	✓	✓	✗	✓	Optional	Optional	Optional
✓	✓	✓	✗	✓	Optional	✗	✗
✓	✓	✓	✗	✓	Optional	Optional	Optional
✓	✓	✓	✗	✓	Optional	✗	✗

RECREATION VEHICLE												
Shark		✗	✓	✓	✗	✓	✓	✗	✓	✗	✗	✓
Gocool		✗	✓	✓	✗	✓	✓	✗	✓	✗	✗	✓

✓	✓	✓	✗	✓	✗	Optional
✓	✓	✓	✗	✓	✗	Optional

PRODUCTS OVERVIEW

WALL-MOUNTED TYPE	Capacity(Btu/h)	7000	9000	12000	18000	24000	Page
Clivia 	DC Inverter,R32		●	●	●	●	39
Amber 	DC Inverter,R32		●	●	●	●	41
Soyal 	DC Inverter,R32		●	●	●		43
G-Tech 	DC Inverter,R32		●	●			45
Pular 	DC Inverter,R32	●	●	●	●	●	47
Fairy 	DC Inverter,R32		●	●	●	●	49
Bora 	DC Inverter,R32	●	●	●	●	●	50
Aphro 	DC Inverter,R32	●	●	●	●	●	51
Console 	DC Inverter,R32		●	●	●		53
FLOOR-STANDING	Capacity(Btu/h)	24000		48000		Page	
T-Fresh 	DC Inverter,R32		●		●	57	
WINDOW TYPE	Capacity(Btu/h)	9000		12000		Page	
Coolani 	R32		●		●	61	
PORTABLE TYPE	Capacity(Btu/h)	5000	7000	9000	10000	12000	Page
Aovia 	On-Off,R290	●	●	●	●	●	65
Aolis 	On-Off,R290	●	●	●	●	●	67
Purity 	On-Off,R290		●	●			68

DEHUMIDIFIER	Dehumidifying Volume(L/D)	10000	12000	16000	20000	24000	30000	40000	Page			
Verty 	R290						●		71			
Aovia 	R290	●	●	●	●	●	●		73			
Aolis 	R290	●	●	●	●	●	●		74			
Aomi 	R290			●	●	●			75			
Chalet 	R290				●		●	●	76			
Granto 	R290	●	●	●					77			
Petal 	R290	●	●						78			
RECREATION VEHICLE AC	Capacity(Btu/h)	85000			120000			Page				
Shark 	On-Off,R410A		●				●	81				
Gocool 	DC Inverter,R32		●				●	83				
LIGHT COMMERCIAL	Capacity(Btu/h)	9000	12000	14000	18000	20000	21000	24000	28000	36000	42000	Page
Free Match 	Indoor Unit, DC Inverter,R32	●	●		●	●		●				91
	Outdoor Unit, DC Inverter,R32											
U-match 	DC Inverter,R32		●	●	●		●	●	●	●	●	93

WALL-MOUNTED TYPE

- Clivia
- Amber
- Soyal
- G-Tech
- Pular
- Fairy
- Bora
- Aphro
- Console



Clivia



AI Energy Saving

Humidity Control


Light Sensor

Adjustable Light Buzzer

Features: Standard Optional

- | | | | | | | | |
|--------------------------------|---|---|-------------------|--|------------------------------------|-------------------------------------|--------------------------|
| 3D Airflow | Quiet Design | <input checked="" type="checkbox"/> 8°C Indoor Heating Mode | Three Sleep Modes | <input checked="" type="checkbox"/> Adjustable Temperature under Auto Mode | I-Feel | Timer | Clock |
| Dry Mode | Turbo | Power-off memory | LCD Display | LED Display | 7 Fan Speeds | Wifi Control | Intelligent Auto-Restart |
| Access Control | Wired Control | Smart Voice Control | Child Lock | Intelligent Defrosting | Multi-functional Filters | Colasma Air Purification Technology | X-Fan |
| Evaporator Auto Clean | Anti-corrosion Fin | Wide Voltage Range | Lock | Fire-proof Electric Box | Anti-corrosion Protection of Tubes | Low Voltage Startup | Self-Diagnosis |
| Refrigerant Storage Protection | Anti-Corrosion Protection of Outdoor Unit | <input checked="" type="checkbox"/> 3DC Inverter | Soft Start | UV | Continuous Dehumidification | Auto Fan | Fast Cooling |

Amber



Features: Standard Optional

3D Airflow	Quiet Design	8°C Indoor Heating Mode	Three Sleep Modes	Adjustable Temperature under Auto Mode	I-Feel	Timer	Clock
Dry Mode	Turbo	Power-off memory	Low Voltage Startup	LED Display	7 Fan Speeds	Wifi Control	Intelligent Auto-Restart
Access Control	Wired Control	Smart Voice Control	Child Lock	Intelligent Defrosting	Multi-functional Filters	X-Fan	Long Air Supply Distance
Evaporator Auto Clean	Anti-corrosion Fin	LCD Display	Auto Fan	Fire-proof Electric Box	Anti-corrosion Protection of Tubes	Off-line voice control	Self-Diagnosis
Refrigerant Storage Protection	Anti-Corrosion Protection of Outdoor Unit	3DC Inverter	Soft Start	3-layer Coating Protection for the Main Board	Wide Voltage Range	Intelligent Preheating	Colasma Air Purification Technology
Fast Cooling							

Soyal



Intelligent eye

Heat source sensing system with high-quality sensor in the industry. The sensor has a built-in 8×8 matrix 64-pixel high definition infrared probe, which provides a mechanical rotation angle of 180° in detection period and an effective viewing angle of 120°. High-precision detection enables precise control of the air conditioner.

Gree innovative heat source sensing air supply technology

Air supply follows people: In this mode, the air conditioner can automatically sense your position and adjust the swing angle. The air supply will follow people for rapid cooling.

Air supply follows people

In this mode, the air conditioner will automatically sense your position and adjust the airflow direction accordingly.



Air supply avoids people

In this mode, the air conditioner will automatically sense your position and adjust the airflow direction accordingly so as to avoid it from blowing directly to people.



Surrounded air supply

In this mode, the air conditioner swings automatically from left to right. When the air swings over the human body, it automatically accelerates to swing in an instant, and then slows down the speed, just like surrounded by the natural breeze.



Energy-saving operation when nobody in the room

Soyal's unique "unmanned energy saving" function* will automatically switch the unit to a low-frequency operation state to achieve energy saving when it detects that there is no one in the room.




Features: Standard Optional

- | | | | | | | | |
|-------------------------------------|------------------------|--------------------------|---------------------|---|-------------------------|---------------------------------|--------------|
| 3D Airflow | LED Display | LCD Display | 7 Fan Speeds | Quiet Design | Timer | Child Lock | Dry Mode |
| Colasma Air Purification Technology | Turbo | Filter Cleaning Reminder | Three Sleep Modes | Auto | I-Feel | Intelligent Auto-Restart | X-Fan |
| Evaporator Auto Clean | Power-off Memory | Wide Voltage Range | Low Voltage Startup | Self-Diagnosis | Fire-proof Electric Box | Refrigerant Shortage Protection | 3DC Inverter |
| Soft Start | Intelligent Preheating | Multi-functional Filters | Anti-corrosion Fin | Anti-Corrosion Protection of Outdoor Unit | | | |

G-Tech




All parts are removable and washable, the maintenance and replacement speed is much faster, which can greatly improve the efficiency.



Features: Standard Optional

- | | | | | | | | |
|-----------------------|------------------|--------------------------|------------------------|--------------------------|--------------------------|---|--------------|
| LED Display | LCD Display | 7 Fan Speeds | Quiet Design | Timer | Clock | Child Lock | Dry Mode |
| Turbo | Wifi | Three Sleep Modes | Auto | I-Feel | Intelligent Auto-Restart | Colasma Air Purification Technology | X-Fan |
| Evaporator Auto Clean | Power-off Memory | Wide Voltage Range | Low Voltage Startup | Self-Diagnosis | Fire-proof Electric Box | Refrigerant Shortage Protection | 3DC Inverter |
| Soft Start | 3D Airflow | Filter Cleaning reminder | Intelligent Preheating | Multi-functional Filters | Anti-corrosion Fin | Anti-Corrosion Protection of Outdoor Unit | |

- | | | | |
|---------------------------------|----------------------------|-----------------------|--|
| 1 Outer case | 2 Right drive case | 3 Electric box | 4 No electric parts involved in disassembly |
| 5 Right decorative board | 6 Motor base | 7 Base | 8 Water channel |
| 9 Air outlet | 10 Air guide louver | | |



Features: Standard Optional

3D Airflow	LED Display	LCD Display	7 Fan Speeds	Quiet Design	Timer	Clock	Child Lock
Dry Mode	Turbo	Wifi	Three Sleep Modes	Auto	I-Feel	Intelligent Auto-Restart	Colasma Air Purification Technology
X-Fan	Evaporator Auto Clean	Power-off Memory	Wide Voltage Range	Low Voltage Startup	Self-Diagnosis	Fire-proof Electric Box	Refrigerant Shortage Protection
3DC Inverter	Soft Start	Intelligent Preheating	Multi-functional Filters	Anti-corrosion Fin	Anti-Corrosion Protection of Outdoor Unit	Fast Cooling	

- 1 Quick mainboard disassembly design enables easy disassembly and maintenance by opening the panel only;
- 2 Air outlet is easy to remove for washing;
- 3 Integrated overhead filter can be disassembled directly for cleaning, no need to disassemble the unit;
- 4 English installation scale available*; clasp is enlarged to increase the pipe connection space for the convenience of installation

Note: This function is optional

Fairy



Features: Standard Optional

- | | | | | | | | |
|-------------------------------------|--------------------------|-----------------------|---|--------------------|---------------------|----------------|--------------------------|
| | | | | | | | |
| 3D Airflow | LED Display | LCD Display | Soft Start | Quiet Design | Timer | Clock | Child Lock |
| | | | | | | | |
| Dry Mode | Turbo | Wifi | Intelligent Preheating | Three Sleep Modes | Auto | I-Feel | Intelligent Auto-Restart |
| | | | | | | | |
| Colasma Air Purification Technology | X-Fan | Evaporator Auto Clean | Power-off Memory | Wide Voltage Range | Low Voltage Startup | Self-Diagnosis | Fire-proof Electric Box |
| | | | | | | | |
| Refrigerant Shortage Protection | Multi-functional Filters | Anti-corrosion Fin | Anti-Corrosion Protection of Outdoor Unit | Fast Cooling | | | |

Bora



Features: Standard Optional

- | | | | | | | | |
|---|-------------------------|---------------------------------|------------|------------------------|------------------|--------------------------|---------------------|
| | | | | | | | |
| LED Display | LCD Display | Timer | Clock | Child Lock | Dry Mode | Turbo | Normal Sleep Mode |
| | | | | | | | |
| Auto | I-Feel | Intelligent Auto-Restart | X-Fan | Evaporator Auto Clean | Power-off Memory | Wide Voltage Range | Low Voltage Startup |
| | | | | | | | |
| Self-Diagnosis | Fire-proof Electric Box | Refrigerant Shortage Protection | Soft Start | Intelligent Preheating | Wifi Control | Multi-functional Filters | Anti-corrosion Fin |
| | | | | | | | |
| Anti-Corrosion Protection of Outdoor Unit | Fast Cooling | | | | | | |

Aphro



Features: Standard Optional

























- | | | | | | | | |
|---|---|---|--|--|--|--|---|
|  LED Display |  LCD Display |  Timer |  Clock |  Child Lock |  Dry Mode |  Turbo |  Normal Sleep Mode |
|  Auto |  I-Feel |  Intelligent Auto-Restart |  X-Fan |  Evaporator Auto Clean |  Power-off Memory |  Wide Voltage Range |  Low Voltage Startup |
|  Self-Diagnosis |  Fire-proof Electric Box |  Refrigerant Shortage Protection |  Soft Start |  Intelligent Preheating |  Wifi Control |  Multi-functional Filters |  Anti-corrosion Fin |
|  Anti-Corrosion Protection of Outdoor Unit |  Fast Cooling | | | | | | |



Console



Features: Standard Optional

- | | | | | | | | |
|--|--|---|---|--|--|--|--|
| 
LED Display | 
LCD Display | 
7 Fan Speeds | 
Quiet Design | 
Timer | 
Clock | 
Child Lock | 
Dry Mode |
| 
Turbo | 
Wifi | 
Three Sleep Modes | 
Auto | 
I-Feel | 
Colasma Air Purification Technology | 
X-Fan | 
Power-off Memory |
| 
Low Voltage Startup | 
Self-Diagnosis | 
Fire-proof Electric Box | 
Refrigerant Shortage Protection | 
Soft Start | 
Intelligent Preheating | 
Multi-functional Filters | 
Anti-corrosion Fin |
| 
Anti-Corrosion Protection of Outdoor Unit | | | | | | | |

FLOOR-STANDING TYPE

- T-Fresh



T-Fresh



Features: Standard Optional

3D Airflow	LED Display	LCD Display	Clock	Dry Mode	Turbo	Fast Cooling	Wifi
Filter Cleaning Reminder	Normal Sleep Mode	Intelligent Auto-Restart	Evaporator Auto Clean	Wide Voltage Range	Self-Diagnosis	Fire-proof Electric Box	Refrigerant Shortage Protection
3DC Inverter	Soft Start	Intelligent Preheating	Multi-functional Filters	Anti-corrosion Fin	Anti-Corrosion Protection of Outdoor Unit	Timer	X-Fan
Auto							

Fully-closed air outlet

The air outlet can be completely closed to avoid dust from entering, safeguarding the health of your family.



Side filter design

The filter can be drawn from one side. It is easy to detach and clean. Enjoy easy cleaning.



WINDOW TYPE














- Coolani



Coolani



Features: Standard Optional

 Horizontal Auto Swing	 LED Display	 Multi Fan Speeds	 Normal Sleep Mode	 Timer	 Dry Mode	 Intelligent Auto-Restart	 Power-off Memory
 Wide Voltage Range	 Low Voltage Startup	 Self-Diagnosis	 Multi-functional Filters	 Anti-corrosion Fin			

PORTABLE TYPE

- Aovia
- Aolis
- Purity



Aovia








12k



7k/9k



Features: Standard Optional

 Auto	 Multi Fan Speeds	 LED Display	 Dry Mode	 Normal Sleep Mode	 Timer	 Self Diagnosis	 Power-off Memory
 Easy Roll Casters	 Vertical Auto Swing	 X-Fan	 Multi-functional Filters				

Aolis

Features: Standard Optional

- Auto
- Multi Fan Speeds
- LED Display
- Dry Mode
- Normal Sleep Mode
- Timer
- Self Diagnosis
- Power-off Memory
- Easy Roll Casters
- Vertical Auto Swing
- Multi-functional Filters
- X-Fan

Purity

Features: Standard Optional

- Auto
- Multi Fan Speeds
- LED Display
- Dry Mode
- Normal Sleep Mode
- Timer
- Self Diagnosis
- Power-off Memory
- Easy Roll Casters
- Multi-functional Filters
- X-Fan



7k/9k



12k



DEHUMIDIFIER

- Verty
- Aovia
- Aolis
- Aomi
- Chalet
- Granto
- Petal



Verty



Features: Standard Optional

- | | | | | | | | |
|---|--|--|---|--|--|---|---|
| 
Humidity Display | 
Multi Fan Speeds | 
Air Flow | 
Auto | 
Vertical Auto Swing | 
LED Display | 
Quiet Design | 
Timer |
| 
Self Diagnosis | 
Power-off Memory | 
Intelligent Defrost | 
Water Level Display | 
Water Full Indicator | 
Water Overflow Protection | 
External Drain Connector | 
Removable Water Tank |
| 
Filter Cleaning Reminder | 
Easy Roll Casters | 
UV | 
Multi-functional Filters | 
Colasma Air Purification Technology | | | |

Aovia

Features: Standard Optional

- Humidity Display
- Multi Fan Speeds
- Air Flow
- LED Display
- Quiet Design
- Timer
- Self Diagnosis
- Power-off Memory
- Intelligent Defrost
- Water Full Indicator
- Water Overflow Protection
- External Drain Connector
- Removable Water Tank
- Easy Roll Casters
- Multi-functional Filters
- UV



G73

Aolis

Features: Standard Optional

- Humidity Display
- Multi Fan Speeds
- LED Display
- Quiet Design
- Timer
- Self Diagnosis
- Power-off Memory
- Intelligent Defrost
- Water Full Indicator
- Water Overflow Protection
- External Drain Connector
- Removable Water Tank
- Easy Roll Casters
- Multi-functional Filters
- UV
- Colasma Air Purification Technology



G74

Aomi

Features: Standard Optional

- Humidity Display
- Multi Fan Speeds
- LED Display
- Quiet Design
- Timer
- Self Diagnosis
- Power-off Memory
- Intelligent Defrost
- Water Full Indicator
- Water Overflow Protection
- External Drain Connector
- Removable Water Tank
- Easy Roll Casters
- Multi-functional Filters
- UV
- Colasma Air Purification Technology

G75

Chalet

Features: Standard Optional

- Humidity Display
- Multi Fan Speeds
- LED Display
- Quiet Design
- Timer
- Self Diagnosis
- Power-off Memory
- Intelligent Defrost
- Water Level Display
- Water Full Indicator
- Water Overflow Protection
- External Drain Connector
- Removable Water Tank
- Easy Roll Casters
- Multi-functional Filters

G76

Granto

Features: Standard Optional



Humidity Display



Multi Fan Speeds



LED Display



Quiet Design



Timer



Self Diagnosis



Power-off Memory



Intelligent Defrost



Water Level Display



Water Full Indicator



Water Overflow Protection



External Drain Connector



Removable Water Tank



Easy Roll Casters



Multi-functional Filters



UV



Colasma
Air Purification
Technology

Petal

Features: Standard Optional



Humidity Display



Multi Fan Speeds



LED Display



Quiet Design



Self Diagnosis



Power-off Memory



Intelligent Defrost



Water Level Display



Water Full Indicator



Water Overflow Protection



External Drain Connector



Removable Water Tank



Easy Roll Casters



Multi-functional Filters

G77

G78

VEHICLE AIR CONDITIONER

- Shark
- Gocool



Shark

Unique appearance with imitation shark outline.



Features: Standard Optional



LED Display



Multi Fan Speeds



Normal Sleep Mode



Timer



Dry Mode



Power-off Memory



Self-Diagnosis



Filter Cleaning Reminder



Intelligent Preheating



Turbo



Fast Cooling



Wifi



Multi-functional Filters



Gocool

Compact Size

We use high quality PP plastic for the casing of the outdoor unit (EPP foam for the base) to ensure a solid body. The weight of the outdoor unit is down by 17.6%, which lowers the gravity center of the vehicle and makes the driving agile and steady. Flexible material is adopted to reduce mechanical vibration and avoid sympathetic vibration, enabling a quiet space inside the vehicle.

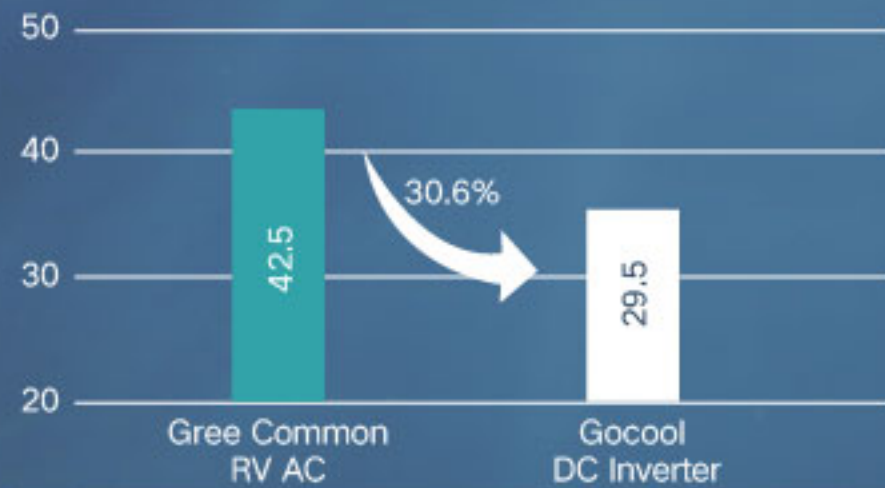
pp plastic



Features: Standard Optional

- LED Display
- Multi Fan Speeds
- Normal Sleep Mode
- Timer
- Dry Mode
- Power-off Memory
- Self-Diagnosis
- Filter Cleaning Reminder
- Intelligent Preheating
- Turbo
- Fast Cooling
- Wifi
- Multi-functional Filters

ODU Weight(Kg)



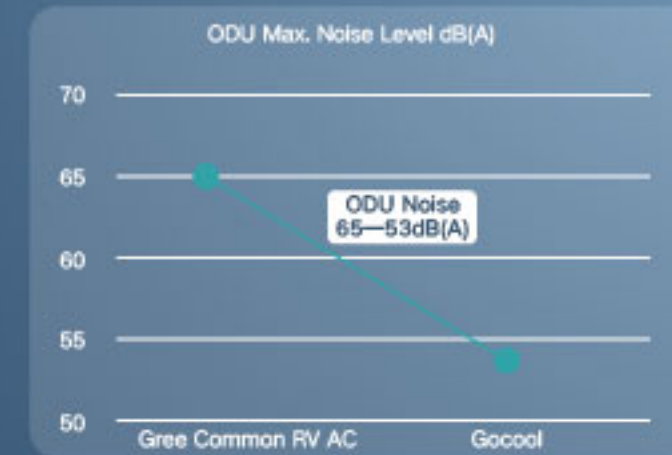
Strong Performance

Gocool is equipped with a brand new type vertical heat exchanger and a high-performance rotary compressor to improve heat exchange efficiency. It achieves greater improvement both in cooling and heating capacity, providing ultimate comfort for your travel.



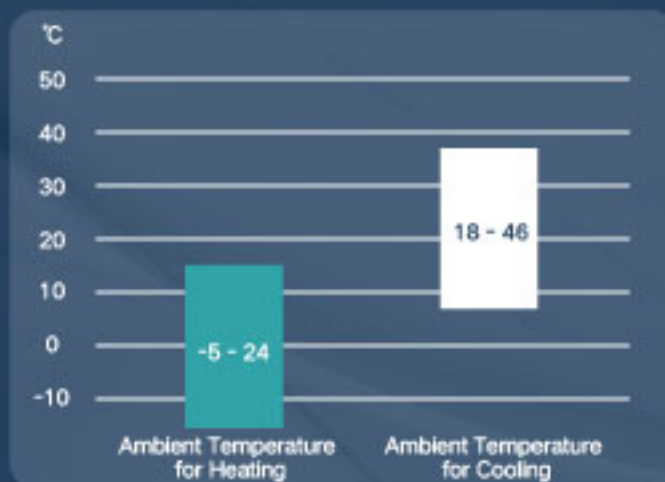
Efficient Noise Reduction

The new air duct design is optimized through the Computational Fluid Dynamics(CFD) technology. Gocool features a super high airflow rate and ultimate quiet operation. The indoor unit noise is lowered by 3dB(A) while the outdoor unit noise is decreased by 7dB(A).



No Fear for Extreme Weather

Even under extreme weather conditions such as scorching heat and bitter cold, Gocool can still work effectively, with no fear for deserts or snowfields, which is great for travel.



LIGHT COMMERCIAL

- Free Match
- U-Match



Icon Interpretation

SOME PARTS



Golden fin condenser

The anti-corrosion performance of golden fins is 3 times better than ordinary fins.



Inner groove copper

Special thickened inner groove copper tube enhances heat exchanging performance.



Built-in drain pump

The drain pump can pump the condensation to a high level. It facilitates condensation draining from the indoor unit and makes the installation of indoor unit easier.



Washable filter

Filters are easy to dismantle and install. You can use dirt collector or water to clear away the dust.

COMFORTABLE & HEALTHY



Vertical swing

Air discharge flaps can move automatically and vertically for efficient air and temperature distribution throughout the room.



Horizontal swing

Air discharge louver can move automatically and horizontally for efficient air and temperature distribution throughout the room.



Anti-cold function

The indoor unit will not blow in winter if the air is not warm enough.



Turbo function

To run with strong power and make you feel comfortable (cool or warm) quickly.

HIGH EFFICIENCY & ENERGY SAVING



High efficiency

The air conditioner is designed to high energy efficiency and to realize power saving.



Intelligent defrosting

It performs defrosting intelligently when necessary, thus improving heating efficiency and saving energy.

CONVENIENCE



Memory function

The unit is able to remember the operation status before power failure and automatically return to that operation status once the power is restored.



Compact design

The unit is designed with smaller dimension, which is easy to install and transport for saving cost.



Quality motor

Quality motor enables stable operation and low noise.



Auxiliary electric heater

Auxiliary heater greatly improves heating capacity and saves energy.



Slave and master wired controller

One indoor unit can be connected with two wired controllers to realize controlling of the same indoor unit from different control points.



Long connection pipe design

The total length of connection pipe reaches 1000m, which greatly improves the project flexibility of the unit.



Fresh air supply ventilation

The unit can introduce a certain percentage of fresh air to satisfy the fresh air requirement.



Comfortable sleeping mode

The setting temperature and the indoor noise can be adjusted to a more comfortable level when you set the "sleeping mode".



Quiet function

Unit is ensured to operate with the lowest noise by ultra-low fan speed and auto adjustment according to system parameter.



Energy saving function

When this function is activated, the temperature setting is only in limited range, so as to save energy.



All DC inverter technology

All motors adopt DC inverter technology, which greatly improves energy efficiency.



Easier maintainability

The unit is designed to be easier for maintenance and component replacement.



Auto addressing technology

The new generation of indoor unit applies auto addressing technology, which greatly reduces project debugging time and error rate.

RELIABILITY



Auto clean

After turning off the unit, the indoor fan will keep running at low speed for a moment to dry the inner components and parts, in order to prevent mildew and keep users healthy.



Self-diagnosis

Malfunction codes are shown on the display panel for fast and easy maintenance when any problem occurs.



Low voltage startup

The unit is able to safely start when voltage is below standard.



Low temperature heating

The unit is able to start and operate in normal when the ambient temperature is lower than -20°C and heating capacity remains still.



Modular operating

Several units can operate together as modules, so that capacity output control is more precise, and also higher reliability.



Comprehensive protection

The unit is designed with various of protection functions to ensure the reliability.

VERSATILITY



High ESP

The external static pressure range is higher, which ensures longer delivery distance for air to provide powerful cooling.



Wide voltage range

The unit can operate in a wide range of voltage, greatly reducing the impact of voltage fluctuation.



Wide operation range

The unit can operate in wide range, greatly reducing the ambient temperature limitation.



Multi fan speed

The fan can operate with multi speeds and satisfy different air flow volume requirement.



Modular structure

High efficiency compressor presents reliable performance.

CONTROLLER



24 hour timer

The unit can be set to turn on or turn off at anytime in a day. (The timing interval is 5-minute.)



Weekly timer

The unit can be set to start heating or cooling anytime on a daily or weekly basis.



°C/°F switch

Under off status, press MODE and "°" buttons simultaneously to switch °C/°F.



Clock display

Time is shown on the remote controller.



Child lock

It avoids child's wrong operation on the remote controller.



Key-card control

The Key-card control function is specially designed for the hotel rooms. By removing the key-card, the air conditioner can be automatically switched to stand-by status.



Centralized control

Turn on, turn off and regulate the from a distance.



Long-distance monitoring

Long-distance monitoring enables the unit to be controlled and monitored from a long distance.



Shield function

Remote control the indoor unit and shield the functions of wired controller, such as ON/OFF, temp or mode setting, energy-saving function, etc.



Human engineering operation













Adopts the technologies of auto addressing, non-polar communication and auto debugging, which improves the project efficiency.



Floor heating debugging

Free Match

Features: Standard Optional

- | | | | | | | | |
|---|---|---|---|---|--|---|---|
|  |  |  |  |  |  |  |  |
| Inner groove copper | Turbo | High efficiency | Intelligent defrosting | Memory function | Easier maintainability | Compact design | Self-diagnosis |
|  |  |  |  |  |  |  |  |
| Low voltage startup | Comprehensive protection | Wide voltage range | Wide operation range | 24 hour timer | Centralized control | Long-distance monitoring | Child lock |



Cassette



Duct type unit

Floor ceiling type

Wall-mounted type


Capacity Index(Btu/h)		7000	9000	12000	18000	21000	24000
Wall mounted Type	Clivia 		●	●	●		●
	Pular 	●	●	●	●		●
	Aphro 	●	●	●	●		●
	Amber 		●	●	●		●
	Fairy 		●	●	●		●
	Bora 		●	●	●		●
Duct type 		●	●	●	●		●
Cassette type 			●	●	●		●
Floor ceiling type 		●	●	●	●		●
Console 		●	●	●	●		●

Control system lineup

Control system		Product series	Duct type	Cassette type	Floor ceiling type	Console type
Wired controller	XK76 		●	●	●	●
	XK19 		●	●	●	●
Centralized controller	CE50-24/E 		●	●	●	●

Item	Normal operating condition(temperature)				Operation range (temperature)	Operating condition (temperature)
	Outdoor condition		Indoor condition		Outdoor condition	Outdoor condition (LC)(LH)
	DB(°C)	WB(°C)	DB(°C)	WB(°C)		
Cooling	35	24	27	19	18~43	-15~43
Heating	7	6	20	15	-15~24	-22~24

	Two indoor units	
	07+07	09+09
	07+09	09+12
	07+12	/

	Two indoor units	
	07+07	09+09
	07+09	09+12
	07+12	12+12
	07+18	/

	Two indoor units		Three indoor units		
	07+07	09+09	07+07+07	09+09+09	/
	07+09	09+12	07+07+09	09+09+12	/
	07+12	09+18	07+07+12	09+12+12	/
	07+18	12+12	07+09+09	/	07+07
	/	12+18	07+09+12	/	07+09

	Two indoor units		Three indoor units	
	07+07	09+09	07+07+07	09+09+09
	07+09	09+12	07+07+09	09+09+12
	07+12	09+18	07+07+12	09+09+18
	07+18	12+12	07+07+18	09+12+12
	/	12+18	07+09+09	12+12+12
	/	18+18	07+09+12	/
	/	/	07+09+18	/

	Two indoor units		Three indoor units		Four indoor units	
	07+07	07+07+07	09+09+09	07+07+07+07	07+09+09+09	
	07+09	07+07+09	09+09+12	07+07+07+09	07+09+09+12	
	07+12	07+07+12	09+09+18	07+07+07+12	07+09+12+12	
	07+18	07+07+18	09+12+12	07+07+07+18	09+09+09+09	
	09+09	07+09+09	09+12+08	07+07+09+09	09+09+09+12	
	09+12	07+09+12	12+12+12	07+07+09+12	09+09+12+12	
	09+18	07+09+18	/	07+07+09+18	/	
	12+12	/	/	07+07+12+12	/	
	12+18	/	/	/	/	
	18+18	/	/	/	/	

	Two indoor units		Three indoor units		Four indoor units		
	07+12	12+12	07+07+07	09+09+09	07+07+07+07	07+09+09+09	09+09+09+09
	07+18	12+18	07+07+09	09+09+12	07+07+07+09	07+09+09+12	09+09+09+12
	07+24	12+24	07+07+12	09+09+18	07+07+07+12	07+09+09+18	09+09+09+18
	09+09	18+18	07+07+18	09+09+24	07+07+07+18	07+09+09+24	09+09+09+24
	09+12	18+24	07+07+24	09+12+12	07+07+07+24	07+09+12+12	09+09+12+12
	09+18	24+24	07+09+09	09+12+18	07+07+09+09	07+09+12+18	09+09+12+18
	/	/	07+09+12	09+12+24	07+07+09+12	07+09+12+24	09+09+12+24
	/	/	07+09+18	09+18+18	07+07+09+18	07+09+18+18	09+09+18+18
	/	/	07+09+24	09+18+24	07+07+09+24	07+12+12+12	09+12+12+12
	/	/	07+12+12	12+12+12	07+07+12+12	07+12+12+18	09+12+12+18
	/	/	07+12+18	12+12+18	07+07+12+18	/	12+12+12+12
	/	/	07+12+24	12+12+24	07+07+12+24	/	12+12+12+18
	/	/	07+18+18	12+18+18	07+07+18+18	/	/
/	/	07+18+24	18+18+24	/	/	/	



42k

Two indoor units	Three indoor units		Four indoor units		Five indoor units	
07+18	07+07+07	09+09+09	07+07+07+07	09+09+09+09	07+07+07+07+07	07+09+09+09+09
07+24	07+07+09	09+09+12	07+07+07+09	09+09+09+12	07+07+07+07+09	07+09+09+09+12
09+12	07+07+12	09+09+18	07+07+07+12	09+09+09+18	07+07+07+07+12	07+09+09+09+18
09+18	07+07+18	09+09+24	07+07+07+18	09+09+09+24	07+07+07+07+18	07+09+09+12+12
09+24	07+07+24	09+12+12	07+07+07+24	09+09+09+12	07+07+07+07+24	07+09+09+18+18
12+18	07+09+09	09+12+18	07+07+09+09	09+09+09+18	07+07+07+09+09	07+09+12+12+12
12+24	07+09+12	09+12+24	07+07+09+12	09+09+09+24	07+07+07+09+12	07+09+12+12+18
18+18	07+09+18	09+18+18	07+07+09+18	09+09+12+12	07+07+07+09+18	07+12+12+12+12
18+24	07+09+24	09+18+24	07+07+09+24	09+09+12+18	07+07+07+09+24	07+12+12+12+18
24+24	07+12+12	09+24+24	07+07+12+12	09+09+12+24	07+07+07+12+12	09+09+09+09+09
/	07+12+18	12+12+12	07+07+12+18	09+09+18+18	07+07+07+12+18	09+09+09+09+12
/	07+12+24	12+12+18	07+07+12+24	09+09+18+24	07+07+07+12+24	09+09+09+09+18
/	07+18+18	12+12+24	07+07+18+18	09+12+12+12	07+07+07+18+18	09+09+09+09+24
/	07+18+24	12+18+18	07+07+18+24	09+12+12+18	07+07+07+18+24	09+09+09+12+12
/	07+24+24	12+18+24	07+07+24+24	09+12+12+24	07+07+09+09+09	09+09+09+12+18
/	/	12+24+24	07+09+09+09	09+18+18+18	07+07+09+09+12	09+09+09+18+18
/	/	18+18+18	07+09+09+12	12+12+12+12	07+07+09+09+18	09+09+12+12+12
/	/	18+18+24	07+09+09+18	12+12+12+18	07+07+09+09+24	09+09+12+12+18
/	/	/	07+09+09+24	12+12+12+24	07+07+09+12+12	09+12+12+12+12
/	/	/	07+09+12+12	12+12+18+18	07+07+09+12+18	09+12+12+12+18
/	/	/	07+09+12+18	/	07+07+09+12+24	12+12+12+12+12
/	/	/	07+09+12+24	/	07+07+09+18+18	/
/	/	/	07+09+18+18	/	07+07+12+12+12	/
/	/	/	07+09+18+24	/	07+07+12+12+18	/
/	/	/	07+12+12+12	/	07+07+12+12+24	/
/	/	/	07+12+12+18	/	07+07+12+18+18	/
/	/	/	07+12+12+24	/	/	/
/	/	/	07+12+18+18	/	/	/
/	/	/	07+12+18+24	/	/	/
/	/	/	07+18+18+18	/	/	/

U-Match VI



U Match VI adopts full DC inverter system and high-efficiency casing design, SEER is up to 7.20 and energy efficiency rated at A++ for the whole series, leading to 10% energy savings on average compared to the last generation.



Golden fin condenser



Quality motor



High efficiency



Quiet function



All DC inverter technology






Compact design

- High energy efficiency: SEER up to 7.20 and energy efficiency rated at A++ for the whole series thanks to full DC inverter system and high-efficiency casing design, leading to 10% energy savings on average compared to the last generation.
- Health protection: 5H health protection: fresh air provision for the entire range of indoor units, optional healthy and sterilizing accessories, multiple air purification methods to ensure quality air in real time.
- Quiet design: originally designed bionic fan blades and low noise compressor lower indoor unit sound level to 28dB.
- Enhanced comfort: Adopt high precision temperature and humidity dual sensors ($\pm 0.5^{\circ}\text{C}$) to fully consider the impact of humidity on thermal comfort, reduce excessive dehumidification and substantially improve the level of comfort through intelligent correction of indoor temperature and humidity.
- Intelligent control: WiFi module for remote APP control; smart Sensor, with 360° temperature field detection, can automatically adjust airflow direction and the air conditioner's operation status by detecting the number and positions of occupants in the room.

Indoor Unit Lineup

Indoor unit	Model	Appearance	Features	35	50	71	85	100	125	140	160
Slim duct type unit (ultra thin structure)	GUD**PS1/A-S GUD**P1/A-S		<ul style="list-style-type: none"> ● Ultra thin structure, only 200mm thick ● Static pressure up to 80Pa, with 5 static pressure modes and 7 fan speeds ● Models with and without water pumps are available. The delivery lift can reach 1000mm ● Two air return modes to choose from: bottom air return and back air return. 	●	●						

Indoor unit	Model	Appearance	Features	35	50	71	85	100	125	140	160
High static pressure duct type unit	GUD**PHS1/A-S GUD**PH1/A-S		<ul style="list-style-type: none"> Up to 9 static pressure modes with a maximum of 200Pa can be set, to suit different static pressure requirements; Compact structure, only 260mm thick; models 7.1kW/8.5kW are only 900mm in length, suitable to places with narrow ceiling space; Models with and without water pumps are available. The delivery lift can reach 1000mm; Two air return modes to choose from: bottom air return and back air return. 			●	●	●	●	●	●
Duct unit (special functions)	GUD**PS1/A-S (MODBUS interface)(ion sterilization)		<ul style="list-style-type: none"> Ion sterilization module is included, for a healthy and comfortable environment; Equipped with MODBUS interface, which can be directly connected to building control; BACnet gateway is optional; It can be directly connected to a centralized controller in a network with GREE GMV6; Different sterilization filters are optional; Up to 9 static pressure modes with a maximum of 200Pa can be set, to suit different static pressure requirements. 	●	●						
	GUD**PHS1/A-S (MODBUS interface)(ion sterilization)				●	●	●	●	●	●	●
Compact cassette unit	GUD**T1/A-S GUD**T1/A1-S		<ul style="list-style-type: none"> Compact cassette unit with dimensions of 570mm*570mm; can be perfectly fit into a standard 600mm*600mm ceiling space; With 8-way air discharge panels for 360° air supply; Thanks to the built-in electric box, maintenance can be carried out after opening the grill - no need to damage the ceiling. 	●	●						
360° air discharge cassette unit	GUD**T1/A-S		<ul style="list-style-type: none"> With 8-way air discharge panels for 360° air supply; 5 fan speeds can be set to meet different air flow requirements; Panels with smart sensors are optional; Optional WIFI wired controller and WIFI module with AI energy-saving function are available. 		●	●	●	●	●	●	●
Cassette unit (special functions)	GUD**T1/A-S (lifting panel interface)(-MODBUS interface)(ion sterilization)		<ul style="list-style-type: none"> Ion sterilization module is included, for a healthy and comfortable environment; Equipped with MODBUS interface, which can be directly connected to building control; BACnet gateway is optional; It can be directly connected to a centralized controller in a network with GREE GMV6; Panel lifting function module is built as standard; lifting panel is optional. 		●	●	●	●	●	●	●

Indoor unit	Model	Appearance	Features	35	50	71	85	100	125	140	160
Floor ceiling unit	GUD**ZD 1/A-S		<ul style="list-style-type: none"> Two installation methods to choose from: floor type and ceiling type; Dual air guide louvers for multi-dimensional air discharge and higher level of comfort; Both air louvers can be completely closed to avoid dust; the air outlet has no floored fabric; the bright white appearance makes it simple and beautiful; Dual-8 bit display of temperature and error codes. 	●	●	●	●	●	●	●	●
Floor ceiling unit (special functions)	GUD**ZD 1/A-S(-MODBUS interface)(ion sterilization)		<ul style="list-style-type: none"> Ion sterilization module is included, for a healthy and comfortable environment; Equipped with MODBUS interface, which can be directly connected to building control; BACnet gateway is optional; It can be directly connected to a centralized controller in a network with GREE GMV6; Optional WIFI wired controller and WIFI module with AI energy-saving function are available. 	●	●	●	●	●	●	●	●
Wall mounted unit	GUD**G1 /A-S		<ul style="list-style-type: none"> It can be directly mounted on the wall, suitable for places where there is not enough space for ceiling or floor installation; Maximum cooling capacity up to 10KW; Vertical and horizontal air supply. 			○		○			

Note: ○ means under development.

Outdoor Unit Lineup

U-match VI

Type	Model designation	Power supply	35	50	71	85
Heat pump	GUD**W1/NhA-S GUD**W1/NhA-S (LCLH)	220-240V ~1Ph~50/ 60Hz				

Type	Model designation	Power supply	100	125	140	160
Heat pump	GUD**W1/NhA-S GUD**W1/NhA-S (LCLH)	220-240V ~1Ph-50/ 60Hz				
Heat pump	GUD**W1/NhA-X GUD**W1/NhA-X (LCLH)	380-415V~ 3Ph-50/ 60Hz				