



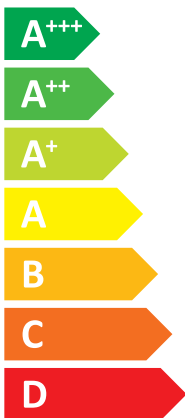

ENERG

енергия · ενεργεια

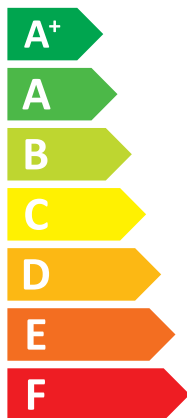


PUHZ-SHW80VAA

Mitsubishi Electric / ERST20C-VM2D



A++



A+

Two icons showing sound power levels: a speaker icon with sound waves and a house icon with sound waves.

40 dB

59 dB



Legend for power consumption in kW, shown as three colored squares: dark blue, medium blue, and light blue.

- 9 kW
- 9 kW**
- 9 kW