



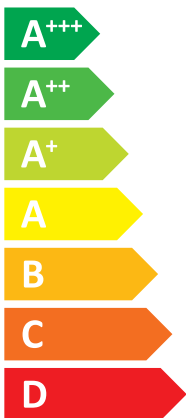

# ENERG

енергия · ενεργεια

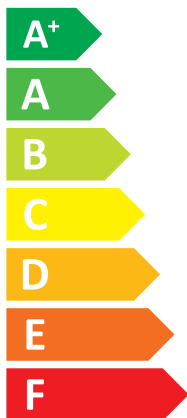


## PUHZ-SHW80YAA

### Mitsubishi Electric / ERST20C-VM2D



**A++**



**A+**

Two icons showing sound power levels: a speaker inside a house icon and a house with a speaker icon.

**40** dB

**59** dB



Legend for power consumption in kW:

- Dark blue square: 9 kW
- Medium blue square: 9 kW
- Light blue square: 9 kW